
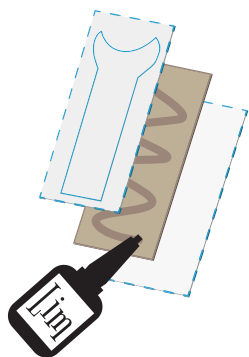


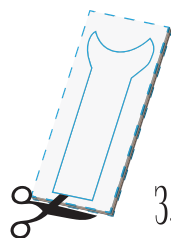
Kallum BOGmærKE




1. Klip bogmærkerne ud.



2. Lim de to sider
sammen med et
stykke pap i mellem.



3. Klip bogmærket til.



4. Så ER bogmærket færdigt

