
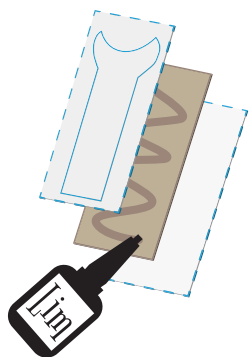


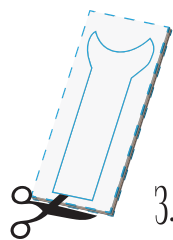
Humlefant BOGSMÆRKE




1. Klip bogmærkerne ud.



2. Lim de to sider
sammen med et
stykke pap i mellem.



3. Klip bogmærket til.



4. Så er bogmærket færdigt

