
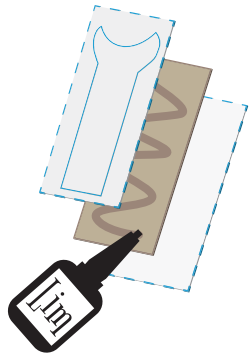


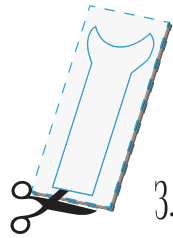
LORD KROX BOGSMÆRKE




1. Klip bogsmærkerne ud.



2. Lim de to sider
sammen med et
stykke pap i mellem.



3. Klip bogsmærket til.



4. Så er bogsmærket færdigt

